



Corpo in metallo verniciato texturizzato bianco, nero o grigio, oppure in finitura terracotta. Diffusore in policarbonato opalino. Il rosone in metallo riprende la stessa finitura del corpo lampada.

Body in white, black or grey textured painted metal, or in terracotta finish. Opal polycarbonate diffuser. The metal ceiling rose is in the same finish as the light body.

POE - POE PLUS

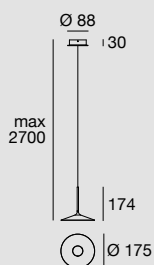


413 455



Poe_P1

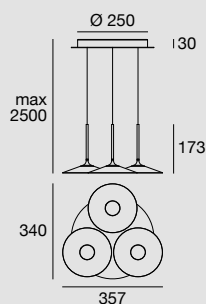
topLED CRI 90 | 220-240 V
6 W DC - 7 W AC



Opt	3000K	739 lmS	600 lmD
□ DI	8350		
■ DI	8351		
■ DI	8353		
■ DI	8354		

Poe_P3

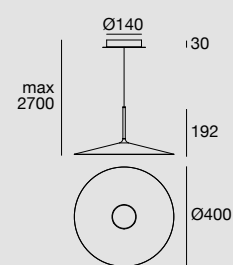
topLED CRI 90 | 220-240 V
17 W DC - 19 W AC



Opt	3000K	2113 lmS	1800 lmD
□ DI	8355		
■ DI	8356		
■ DI	8358		
■ DI	8359		

Poe Plus

topLED CRI 90 | 220-240 V
12 W DC - 15 W AC



Opt	3000K	1623 lmS	1484 lmD
□ DI	8360		
■ DI	8361		
■ DI	8363		
■ DI	8364		

Finishes □ Text white R9003 ■ Text basalt grey R7012
■ Text black R9005 ■ Text terracotta



